

Forms & Surveys Item Types

Blackboard Web Community Manager

Blackboard®

Trademark Notice

Blackboard, the Blackboard logos, and the unique trade dress of Blackboard are the trademarks, service marks, trade dress and logos of Blackboard, Inc. All other trademarks, service marks, trade dress and logos used in Blackboard and the Website are the trademarks, service marks, trade dress and logos of their respective owners.

Copyright Notice

© 2016 Blackboard Inc. All rights reserved.

This guide covers all available features and functionality. Features included in your contract may vary.

Table of Contents

Forms & Surveys Item Types.....	1
Choice Item Types.....	1
Database Drop-down	1
Multiple Answers (Checkboxes).....	1
One Answer (Drop-Down).....	2
One Answer (Option Buttons).....	2
True/False	2
Yes/No.....	2
Matrix Item Types	3
Multiple Answers per Row (Checkboxes)	3
Multiple Answers per Row (Text / Dropdown).....	3
Multiple Answers per Row (Textboxes)	3
One Answer per Row (Option Buttons)	3
Rating Scale (Numeric).....	3
Open Ended Item Types.....	4
Comments Box.....	4
Constant Sum	4
Date.....	4
Number	4
One Line	4
One or More Lines	4
Ranking.....	5
Presentation Item Types.....	5
Heading	5
Horizontal Rule (HR).....	5
HTML.....	5
Image.....	5
Message	5

Forms & Surveys Item Types

When creating or editing your form or survey, you can choose from different item types. For more on Forms & Surveys, read [Forms & Surveys](#) and [Forms & Surveys Styles](#).

Choice Item Types

Choice item types allow you create questions with multiple answers for your users to choose from for each question.

Database Drop-down

To use this question type, all that is required is that the user enters a valid SQL statement and the database connection string.

When using this question type, be extremely careful to ensure that the SQL entered will return results and that the database connection information is valid. If either of these is incorrect, no data will be displayed.

The SQL statement must contain two columns called *ItemValue* and *ItemDisplay*. These two columns are used, respectively, as the value and the display text for each entry in the dropdown list. The correct way to make sure that your SQL contains columns with these two names is to use the "As" keyword in your SQL, as shown in the following example:

```
SELECT state_code As ItemValue, state_name as ItemDisplay
FROM tblState
ORDER BY state_name
```

If you wish to use the same column for both the value and text, simply select that column twice in your SQL statement, and alias it using the "As" keyword, as follows:

```
SELECT state_code As ItemValue, state_code as ItemDisplay
FROM tblState
ORDER BY state_name
```

The database connection string can be any valid DSN-less connection, or any valid DSN.

This item type does not allow for random answers or point values.

Multiple Answers (Checkboxes)

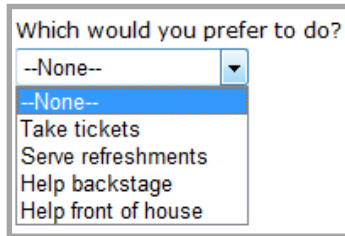
This item type allows you can enter multiple answers for your users to choose from. This item type allows for random answers and point values.

Which of these are components of a form or survey?
Check as many as apply.

- Status
- Design
- Style
- Pages
- Items

One Answer (Drop-Down)

This item type allows your users to choose one answer from a dropdown menu. This item type allows for random answers and point values.



Which would you prefer to do?

--None--

--None--

Take tickets

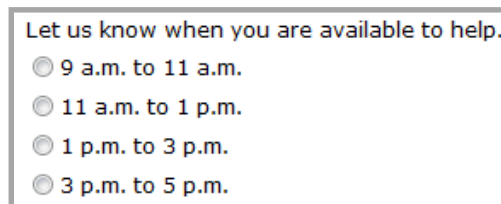
Serve refreshments

Help backstage

Help front of house

One Answer (Option Buttons)

This item type allows your users to choose one answer using option buttons. This item type allows for random answers and point values.



Let us know when you are available to help.

9 a.m. to 11 a.m.

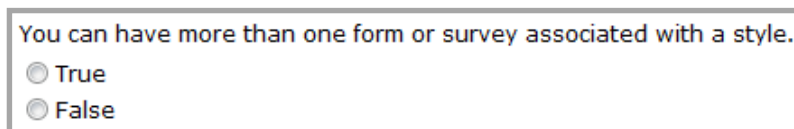
11 a.m. to 1 p.m.

1 p.m. to 3 p.m.

3 p.m. to 5 p.m.

True/False

This item type allows users to choose True or False. This item type does not allow for random answers or point values.



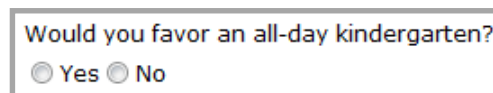
You can have more than one form or survey associated with a style.

True

False

Yes/No

This item type allows users to choose Yes or No. This item type does not allow for random answers or point values.



Would you favor an all-day kindergarten?

Yes No

Matrix Item Types

Matrix item types allow you to create questions with multiple answers per row. These item types allows for random questions, but do not allow for point values.

Multiple Answers per Row (Checkboxes)

This item type allows users to select answers to multiple questions using checkboxes.

You can answer as many times as you wish.
Check as many as apply.

	Answer 1	Answer 2	Answer 3
Question 1	<input type="checkbox"/>	<input type="checkbox"/>	<input type="checkbox"/>
Question 2	<input type="checkbox"/>	<input type="checkbox"/>	<input type="checkbox"/>

Multiple Answers per Row (Text / Dropdown)

This item types allows users to select answers to multiple questions using dropdown menus and text.

Please enter your Emergency Contact information.

	Relationship	Contact Number
Contact One:	--Please Select--	<input type="text"/>
Contact Two:	--Please Select--	<input type="text"/>
Contact Three (if applicable):	--Please Select--	<input type="text"/>

Multiple Answers per Row (Textboxes)

This item type allows users to enter text to answer multiple questions.

List the names of all household members.
Include anyone currently living in the house.

	Last Name	First Name	Relationship
Member One:	<input type="text"/>	<input type="text"/>	<input type="text"/>
Member Two:	<input type="text"/>	<input type="text"/>	<input type="text"/>

One Answer per Row (Option Buttons)

This item type allows users to answer multiple questions using options buttons.

Rate your subjects.
You can only choose one rating for each subject.

	Very Easy	Easy	Neutral	Difficult	Very Dif
Math	<input type="radio"/>	<input type="radio"/>	<input type="radio"/>	<input type="radio"/>	<input type="radio"/>
English	<input type="radio"/>	<input type="radio"/>	<input type="radio"/>	<input type="radio"/>	<input type="radio"/>
Science	<input type="radio"/>	<input type="radio"/>	<input type="radio"/>	<input type="radio"/>	<input type="radio"/>

Rating Scale (Numeric)

This item type allows users to use option buttons to select numeric answers.

Rate these after school activities.
Use 1 if you seldom participate and 5 if you participate all the time.

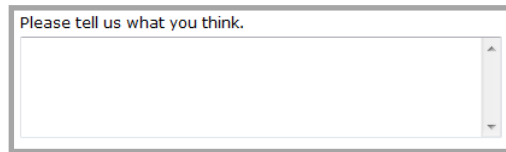
	1	2	3	4	5
Sports	<input type="radio"/>	<input type="radio"/>	<input type="radio"/>	<input type="radio"/>	<input type="radio"/>
Clubs	<input type="radio"/>	<input type="radio"/>	<input type="radio"/>	<input type="radio"/>	<input type="radio"/>
Volunteering	<input type="radio"/>	<input type="radio"/>	<input type="radio"/>	<input type="radio"/>	<input type="radio"/>

Open Ended Item Types

Open ended item types allow users to enter text to answer each question. These item types do not allow for random answers or point values.

Comments Box

This item type provides users with a comment box to enter text.



Please tell us what you think.

A screenshot of a Blackboard form item type. It features a text area with a vertical scrollbar on the right side. The text "Please tell us what you think." is displayed at the top of the text area.

Constant Sum

This item type allows users to enter numbers to equal a sum.



Please enter your page totals.
The sum of the numbers entered must equal 100.

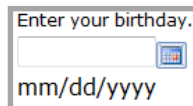
Page One

Page Two

A screenshot of a Blackboard form item type. It contains a text area with the instructions "Please enter your page totals. The sum of the numbers entered must equal 100." Below the text area are two input fields labeled "Page One" and "Page Two".

Date

This item type allows users to choose a date.



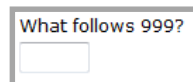
Enter your birthday.

mm/dd/yyyy

A screenshot of a Blackboard form item type. It features a date input field with a calendar icon on the right. The text "Enter your birthday." is above the field, and "mm/dd/yyyy" is below it.

Number

This item type allows users to enter a number.

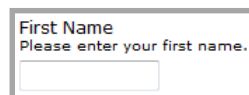


What follows 999?

A screenshot of a Blackboard form item type. It contains a single input field with the text "What follows 999?" above it.

One Line

This item type allows users to enter one line of text.



First Name
Please enter your first name.

A screenshot of a Blackboard form item type. It features a single input field with the text "First Name" and "Please enter your first name." above it.

One or More Lines

This item type allows users to enter one or more lines of text.



Tell us:

Street Address:

City:

State:

A screenshot of a Blackboard form item type. It contains three input fields stacked vertically, labeled "Street Address:", "City:", and "State:". The text "Tell us:" is at the top.

Ranking

This item type allows users to enter a number in multiple rows.

How would you rank the food in the cafeteria against the other two schools?
Rank the items below, using numeric values starting with 1.

HS	<input type="text"/>
MS	<input type="text"/>
EL	<input type="text"/>

Presentation Item Types

Presentation item types give you the option to change the These item types do not allow for random answers or point values.

Heading

This item type allows you to enter text for a heading.

THIS IS A PRESENTATION HEADING

Horizontal Rule (HR)

This item type inserts a horizontal rule.



HTML

This item type allows you to enter HTML code.

Code Use this field to enter any HTML and/or content. Text will be displayed using the HTML tags you enter.

```
<b>HTML</b>
```

Image

This item type allows you to enter an image.



Message

This item type allows you to enter a message.

PLEASE HELP US SERVE YOU BETTER!!